

July
2024

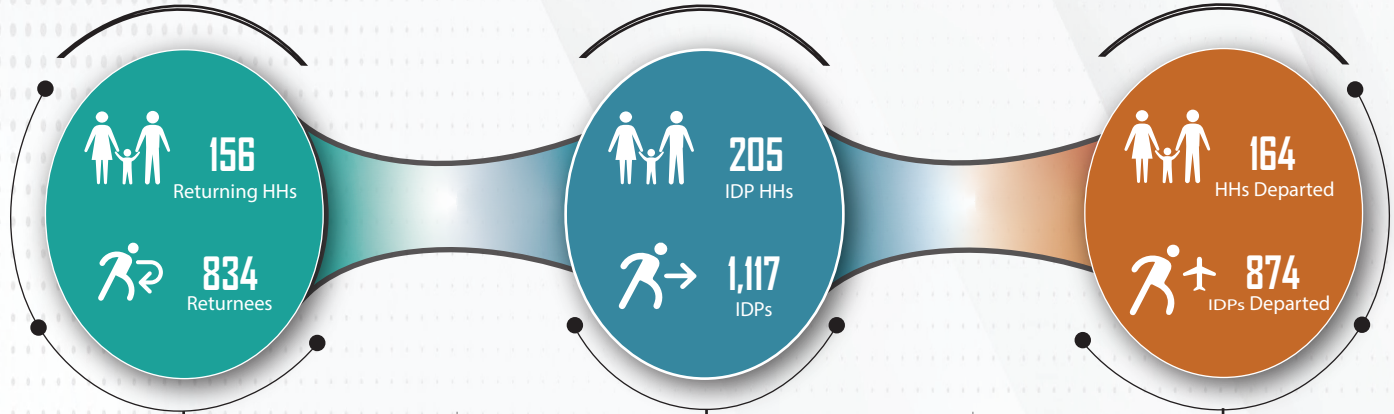
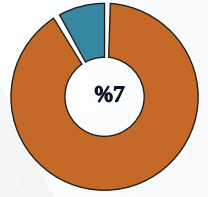
From 01 January to 31 July 2024, the Executive Unit for IDPs monitored (2,120) households (10,923) individuals who were displaced from 15 different governorates and they were distributed among 9 governorates.

The Executive Unit for IDPs also recorded (272) households (1,408) individuals, including (205) households (1,117) individuals who were newly displaced and (67) households (291) individuals were displaced for the second time between 01 - 31 July 2024. Most of these households were displaced from Al Hodeidah Governorate (32%), Taiz Governorate (20%), Marib Governorate (18%), Ad Dali Governorate (10%) and between (1 - 3 %) of the households were displaced from the governorates of Dhamar, Sanaa City, Ibb, Al Mahwit Hajjah, Sanaa, Al Bayda, Raymah, Al Jawf, Amran and Lahj.

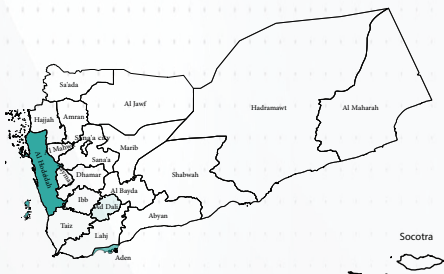
For the same period 01 - 31 July 2024, it was also recorded that (164) households (874) individuals left their current areas of displacement same of them returned back to their original areas, others moved or were displaced for a second time.

The Executive Unit for IDPs also tracked (156) households (834) individuals returned to their places of origin in July.

RRM

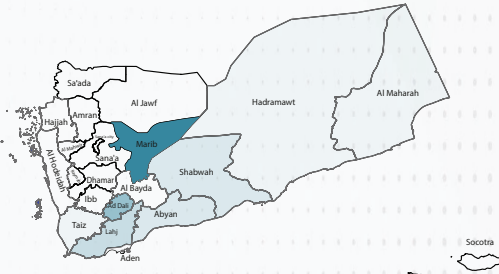


Return



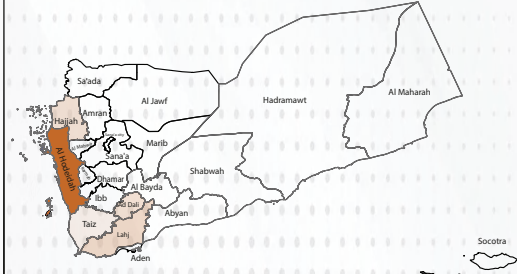
	1 - 31 July	1 - 31 July
Al Hodeidah	140	772
Aden	14	50
Ad Dali	2	12
Lahj	0	0
Taiz	0	0
Marib	0	0
Shabwah	0	0
Hadramawt	0	0
Abyan	0	0
Al Maharah	0	0
Hajjah	0	0
Al Jawf	0	0
Socotra	0	0
TOTAL	156	834

New Displacement



	1 - 31 July	1 - 31 July
Marib	123	721
Ad Dali	35	142
Lahj	14	81
Abyan	8	31
Shabwah	8	42
Al Maharah	6	32
Taiz	6	35
Hadramawt	5	33
Aden	0	0
Al Hodeidah	0	0
Hajjah	0	0
Al Jawf	0	0
Socotra	0	0
TOTAL	205	1,117

Departure



	1 - 31 July	1 - 31 July
Al Hodeidah	156	823
Lahj	3	23
Hajjah	2	11
Ad Dali	2	12
Taiz	1	5
Aden	0	0
Hadramawt	0	0
Al Maharah	0	0
Marib	0	0
Shabwah	0	0
Abyan	0	0
Al Jawf	0	0
Socotra	0	0
TOTAL	164	874